

# CANADIAN BEEF TRADE



## REPORT FOR AUGUST 2022 YTD TRADE

### August 2022 Exports Fail to Match Previous 2021 Leading Month.



**Brooklyn Braun**  
Intern Market Analyst

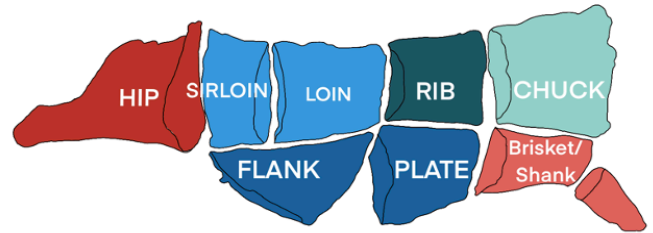
Canadian beef exports in August 2022 of 42,081 tonnes valued at \$373 Million, were down 18% in volume and down 22% in value from August 2021; but up 5% in volume from the five-year average. After many month over month increases, August exports failed to match with the peak in August 2021. While August exports decreased from

the previous month, exports continue to be within a stable range in 2022. Federally inspected slaughter for the same five-week period was down 6.8% in August. Reduced production is expected to limit export volumes in the second half of the year.

Year-to-date beef exports of 337,319 tonnes valued at \$3.06 million were up 9.8% in value and were stable in volume from the same period in 2021.

Export volumes have increased to Japan (22%), Mexico (6%), South Korea (105%), Taiwan (15%), EU 27 (8%), and MENA (119%), but declined to the U.S. (-1%), Hong Kong and Macau (-42%), mainland China (-99%), SE Asia excl. Taiwan (-6%), and the U.K. (-100%)

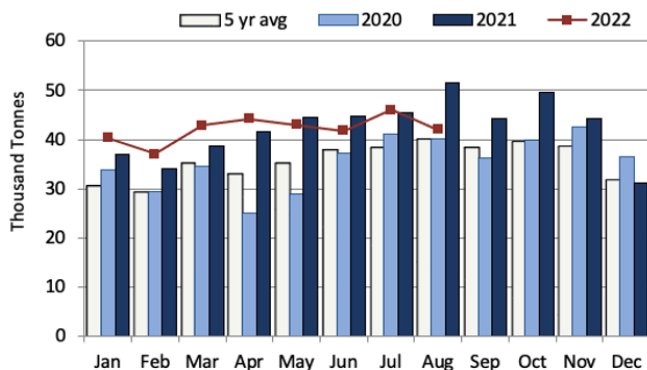
The United States (U.S.) is responsible for 69% of Canadian exports and leads all primal categories. One of the top exports to the U.S. is chuck (20% of U.S. imports from Canada) which is consistent with previous years as they rely on imports to fill the demand for lean meat from their fast-food industry.



Japan holds the second-largest demand for offal, hip, brisket, flank and plate, and chuck. This is consistent with their typical demand for lean cuts from retail. Brisket continues to have an excellent year of exports to Japan. Increases in volume have been steady through 2022 and year-to-date exports of Brisket to Japan are currently up +956% from last year. Flank and Plate, while often quite popular in Japan due to the demand seen from traditional Korean beef BBQ bowls, is down 44% year-over-year as well as exports of Loin are down 75%. Offal is currently the leading export to Japan, representing 31% of their exports. Demand from countries such as Japan for cuts from the Offal primal increase the value of the Canadian beef carcass.

Loin exports to Mexico saw huge increases in the first quarter of 2022, currently year-to-date they are up 120% year-over-year and have shown the biggest increase of primals exported to Mexico. Demand for Loin stems from the recovery of the food service industry, especially in tourist destinations. There is strong demand in Canada for the hip primal, with little value found from exports to other countries. It should be noted that the "other" category represents all leftover cuts that do not fit into a primal category so it will include the trim from all primals as well as other items not specified.

**Canadian Monthly Beef and Veal Exports**



Source: Statistics Canada

### Exports of Primals

The main primals exported from Canada are: Chuck (651,809 tonnes, 22% of total volume, +10% Y/Y) Rib (478,287 tonnes, 16%, 6.3% Y/Y), Loin (447,680 tonnes, 15%, +12.4% Y/Y), and Other (425,287 tonnes, 14%, -6.3% Y/Y).

Source: Statistics Canada and AAFC

# CANADIAN BEEF TRADE

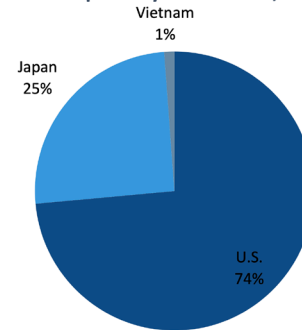


## The top three primals exported (January to August 2022) from Canada to:

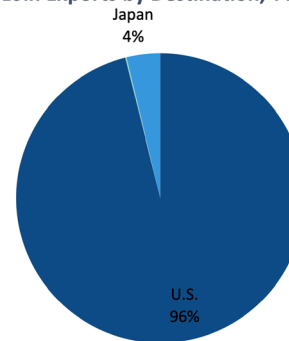
- The **U.S.** are Loin (416,030 tonnes, 36% of U.S. imports from Canada), Chuck (397,405 tonne, 19%), Other (382,569 tonne, 11%).
- **Japan** are Offal (134,389 tonne, 31%), Chuck (125,808 tonne, 31%), Rib (38,484 tonne, 10%).
- **\*China + Hong Kong** are Rib (1,126 tonnes, 33%), Chuck (1,079 tonne, 31%) and Offal (902 tonne, 26%).
- **Mexico** are Offal (34,886 tonne, 37%), Chuck (39,795 tonne, 32%) and Other (20,819 tonne, 10%).
- **South Korea** are Rib (64,233 tonne, 41%), Chuck (54,070 tonne, 33%), Offal (20,653 tonne, 19%).

\*Canada does not have trade access to China since early January, so these numbers reflect exports mostly to Hong Kong.

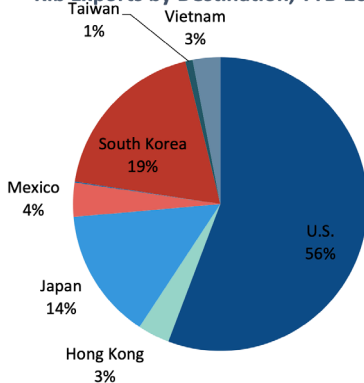
Brisket Exports by Destination, YTD 2022



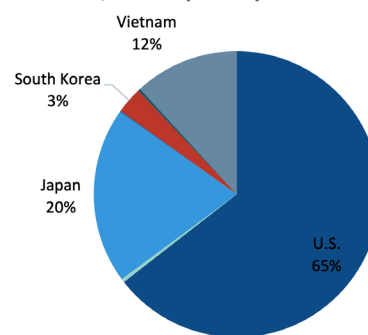
Loin Exports by Destination, YTD 2022



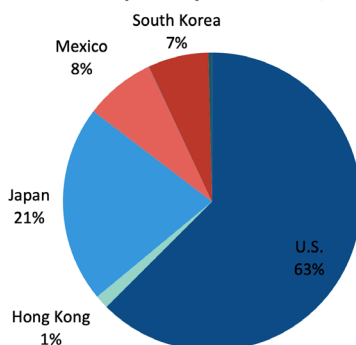
Rib Exports by Destination, YTD 2022



Flank/Plate Exports by Destination, YTD 2022



Chuck Exports by Destination, YTD 2022



Other Beef Exports by Destination, YTD 2022

