



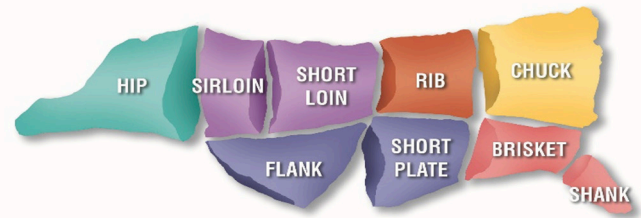
REPORT FOR JULY 2023 YTD TRADE

Beef Exports were Lower in July 2023

Canadian beef export volumes in July were down 16% from last year and down 7% from the five-year average for July.

From January to July, beef exports were down 5% in volume at 278,229 tonnes versus 293,378 tonnes last year; but up 1% in value at \$2.72 billion versus \$2.68 billion for the same period 2022.

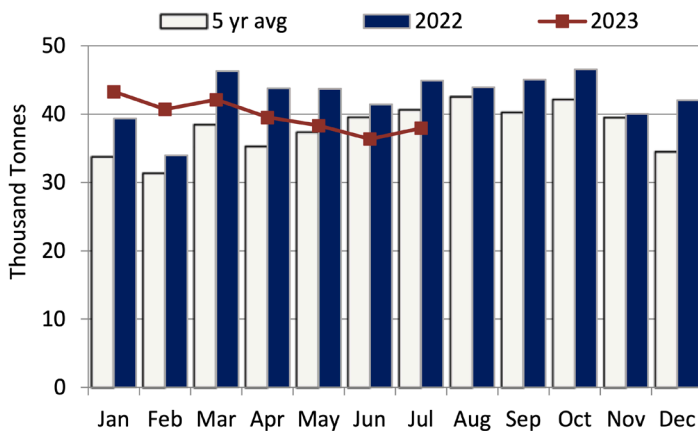
Year-to-date export volumes increased to the USA (+1%), Hong Kong and Macau (+3%), Mexico (+34%), and the EU (+44%), but declined to Japan (-37%), SE Asia excluding Taiwan (-12%), South Korea (-31%), Taiwan (-30%), and MENA (-48%). There were no export volumes to the U.K. or China.



The main primals exported to the **USA** are:

- **Other** beef cuts such as boneless trimmings at 73,621 tonnes, 36% of total volume, up 2% Y/Y
- **Chuck** at 38,733 tonnes, 19% of total volume, up 0.3% Y/Y
- **Loin** at 23,132 tonnes, 11% of total, up 8% Y/Y
- **Ribs** at 14,858 tonnes, 7% of total, down 2% Y/Y
- **Hip & Round** at 13,249 tonnes, 7% of total, up 6% Y/Y
- **Flank & Plate** at 11,953 tonnes, 6% of total, down 3% Y/Y
- **Offal** at 11,669 tonnes, 6% of total, down 7% Y/Y
- **Brisket** at 10,727 tonnes, 5% of total, down 1% Y/Y

Canadian Monthly Beef and Veal Exports



Source: Statistics Canada, AAFC

Exports of Beef Primals

The main primals exported from Canada to the top ten countries from January to July in volume are:

- **Other** beef cuts such as boneless trimmings, at 76,007 tonnes, 28% of total volume, down 9% Y/Y
- **Chuck** at 56,967 tonnes, 21% of total, down 11% Y/Y
- **Offal** at 36,746 tonnes, 14% of total, down 5% Y/Y
- **Loin** at 25,335 tonnes, 9% of total, down 17% Y/Y
- **Ribs** at 24,064 tonnes, 9% of total, down 0.2% Y/Y
- **Flank & Plate** at 17,909 tonnes, 7% of total, up 12% Y/Y
- **Hip & Round** at 15,924 tonnes, 6%, down 7% Y/Y
- **Brisket** at 12,810 tonnes, 5% of total, down 7% Y/Y

The USA is the top export destination for Canadian beef accounting for 74% of total export volume and 79% of the export value.

The main primals exported to **Japan** in volume are:

- **Offal** products at 11,826 tonnes, 43% of total volume, down 15% Y/Y
- **Chuck** at 5,900 tonnes, 22% of total volume, down 56% Y/Y
- **Flank & Plate** at 3,738 tonnes, 14% of total, down 2% Y/Y
- **Ribs** at 1,919 tonnes, 7% of total, down 34% Y/Y
- **Brisket** at 1,850 tonnes, 7% of total, down 56% Y/Y

Japan is Canada's top export market for offal products and the second largest market for flank and plate, following the USA.

The main primals exported to **Mexico** in volume are:

- **Chuck** at 7,322 tonnes, 38% of total volume, up 68% Y/Y
- **Offal** at 5,414 tonnes, 28% of total, up 4% Y/Y
- **Hip & Round** at 2,365 tonnes, 12% of total, up 109%
- **Ribs** at 1,560 tonnes, 8% of total, up 49% Y/Y
- **Loin** at 1,399 tonnes, 7% of total, up 50% Y/Y

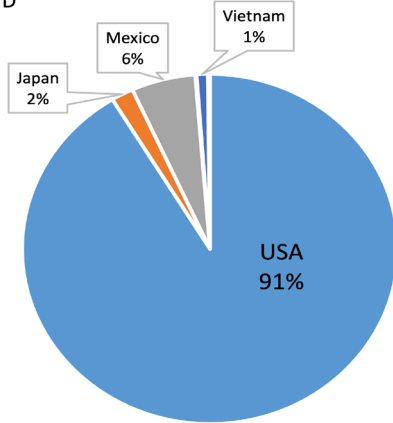
Mexico has been the second-largest market for chuck and hip & round.

CANADIAN BEEF TRADE



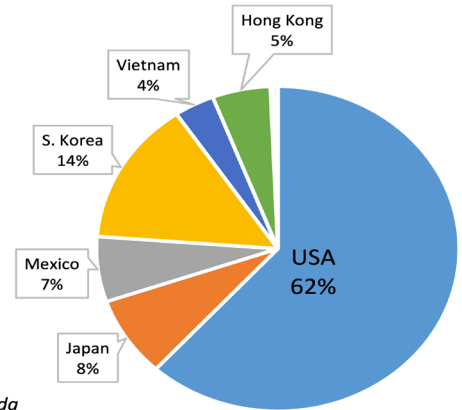
The top markets for each primal are shown in the following pie charts:

Loin Exports in volume by destination
January - July 2023 YTD



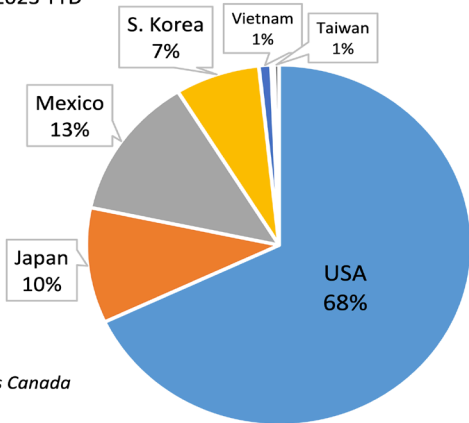
Source: Statistics Canada

Rib Exports in volume by destination
January - July 2023 YTD



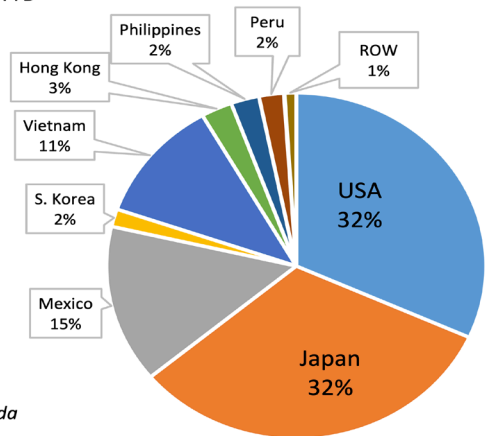
Source: Statistics Canada

Chuck Exports in volume by destination
January - July 2023 YTD



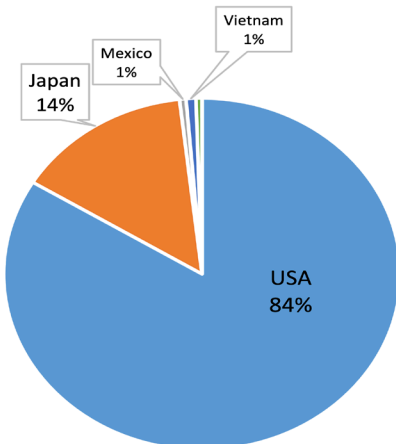
Source: Statistics Canada

Offal Exports in volume by destination
January - July 2023 YTD



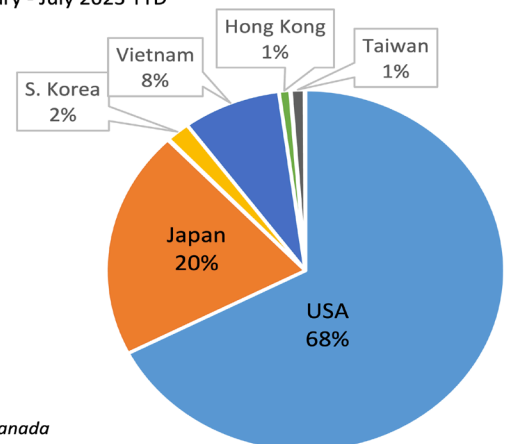
Source: Statistics Canada

Brisket Exports in volume by destination
January - July 2023 YTD



Source: Statistics Canada

F flank and Plate Exports in volume by destination
January - July 2023 YTD

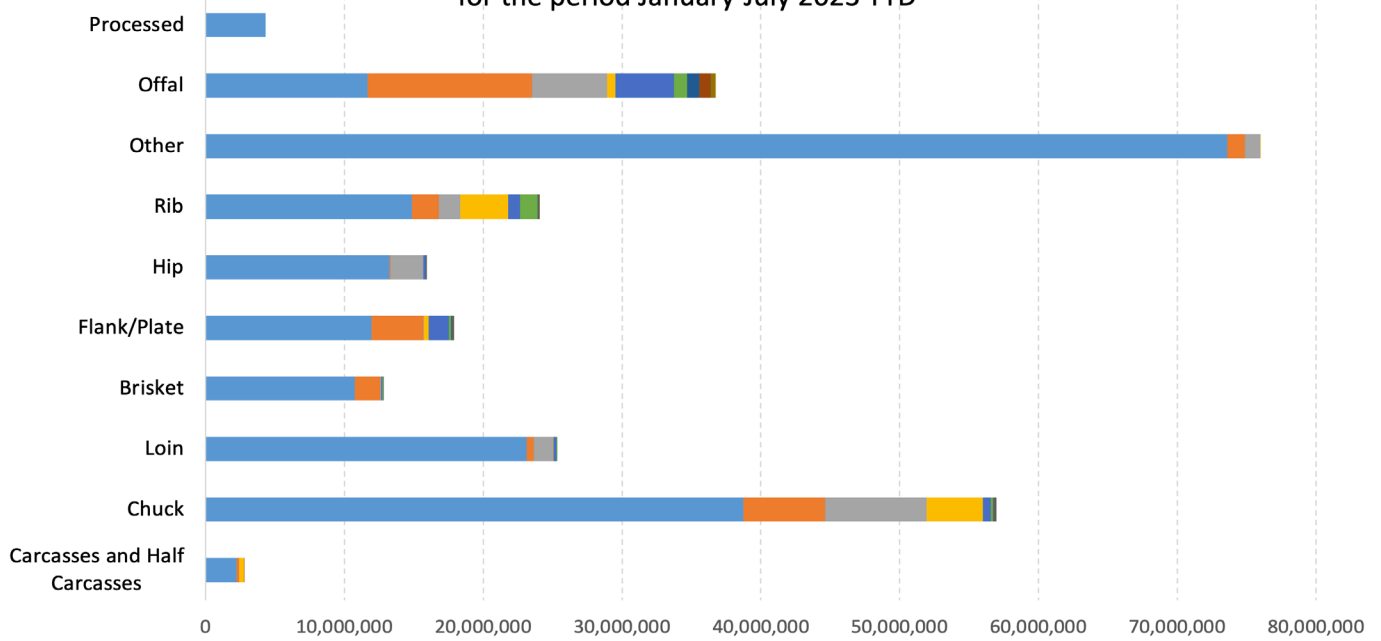


Source: Statistics Canada

CANADIAN BEEF TRADE



Exported Volumes (kg) of Canadian Beef to top markets
for the period January-July 2023 YTD



PREMIUM QUALITY
GRAIN-FED
CANADIAN BEEF