

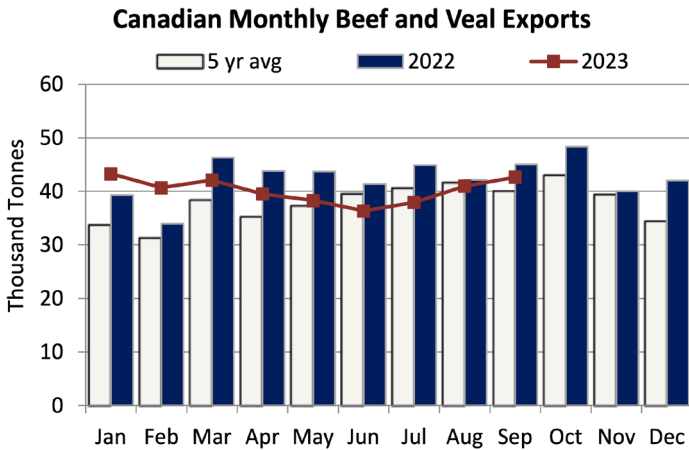
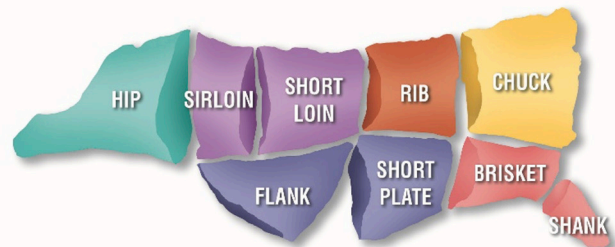


REPORT FOR SEPTEMBER 2023 YTD TRADE

Beef Exports Volumes Lower in September 2023

Canadian beef export volumes in September 2023 were down 5% in from last year but up 6% from the five-year average for September. From January to September, beef exports were down 5% in volume but up 4% in value from last year.

Year-to-date export volumes increased to the USA (+2%), Hong Kong and Macau (+9%), Mexico (+24%), and the EU27 (+25%), but declined to Japan (-35%), SE Asia (-25%), South Korea (-29%), Taiwan (-21%), and MENA (-36%). There were no exports to the United Kingdom or China.



Exports of Beef Primals

The main primals exported from Canada to the top ten countries from January to September in volume are:

- Other fresh or chilled and frozen beef cuts such as boneless trimmings, at 99,720 tonnes, 28% of total volume, up 1% Y/Y
- Chuck at 74,480 tonnes, 21% of total, down 11% Y/Y
- Offal at 47,668 tonnes, 13% of total, down 8% Y/Y
- Loin at 32,594 tonnes, 9% of total, up 6% Y/Y
- Ribs at 30,474 tonnes, 9% of total, down 8% Y/Y
- Flank & Plate at 23,722 tonnes, 7% of total, down 5% Y/Y
- Hip & Round at 20,783 tonnes, 6% of total, up 10% Y/Y.
- Brisket at 16,643 tonnes, 5% of total, down 21% Y/Y.

The main primals exported to the **USA** are:

- Other beef cuts such as boneless trimmings at 96,657 tonnes, 36% of total volume, up 3.4% Y/Y
- Chuck at 51,982 tonnes, 19% of total volume, up 1.6% Y/Y
- Loin at 29,821 tonnes, 11% of total, up 7% Y/Y
- Ribs at 19,532 tonnes, 7% of total, down 0.2% Y/Y
- Flank & Plate at 15,783 tonnes, 6% of total, down 2% Y/Y
- Hip & Round at 17,585 tonnes, 7% of total, up 7% Y/Y
- Offal at 15,198 tonnes, 6% of total, down 4% Y/Y
- Brisket at 13,937 tonnes, 5% of total, down 10% Y/Y

The **USA** is the top export destination for Canadian beef accounting for 74% of total export volume and 80% of the total value.

The main primals exported to **Japan** in volume are:

- Offal products at 15,153 tonnes, 44% of total volume, down 11% Y/Y
- Chuck at 7,650 tonnes, 22% of total volume, down 56% Y/Y
- Flank & Plate at 5,067 tonnes, 15% of total, up 14% Y/Y
- Brisket at 2,417 tonnes, 7% of total, down 53% Y/Y
- Ribs at 2,234 tonnes, 6% of total, down 42% Y/Y

Japan is Canada's top export market for offal products and after the USA, it is the second largest market for Canadian flank and plate.

The main primals exported to **Mexico** in volume are:

- Chuck at 9,108 tonnes, 38% of total volume, up 39% Y/Y
- Offal at 6,879 tonnes, 29% of total, up 2% Y/Y
- Hip & Round at 2,807 tonnes, 12% of total, up 69%
- Ribs at 1,731 tonnes, 7% of total, up 43% Y/Y

CANADIAN BEEF TRADE

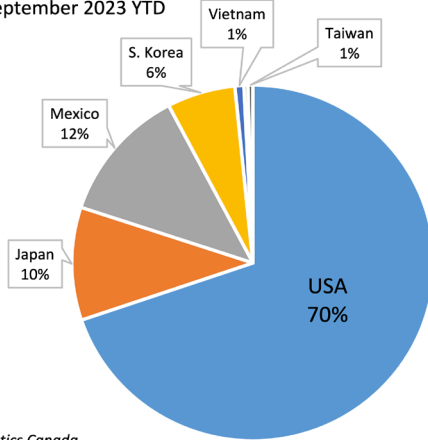


- Loin at 1,879 tonnes, 8% of total, up 44% Y/Y.
- Flank & Plate at 18 tonnes, 0.1% of total, up 4,552%

Mexico has been the second-largest market for chuck, loin; and hip & round, following the USA.

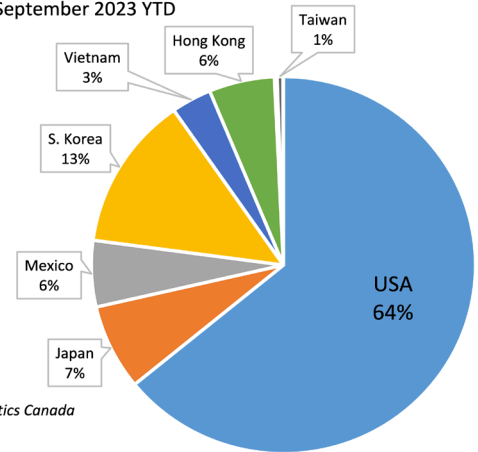
The top markets for each primal are presented below:

Chuck Exports in volume by destination
January - September 2023 YTD



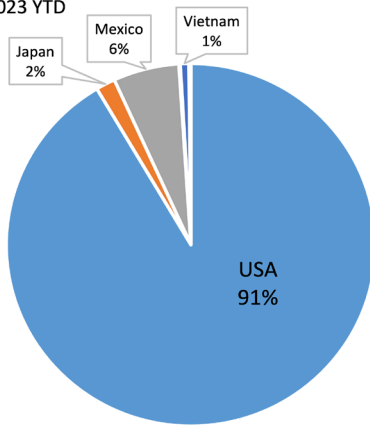
Source: Statistics Canada

Rib Exports in volume by destination
January - September 2023 YTD



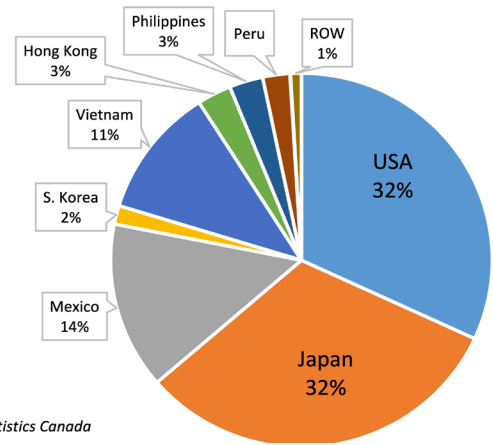
Source: Statistics Canada

Loin Exports in volume by destination
January - September 2023 YTD



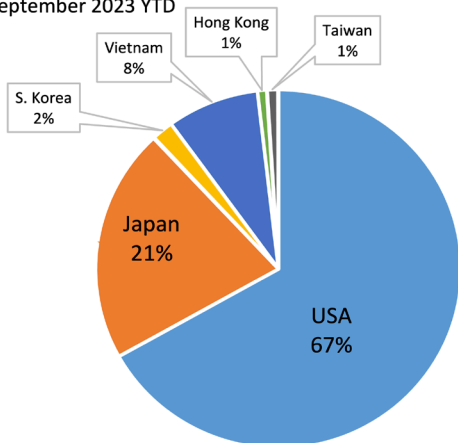
Source: Statistics Canada

Offal Exports in volume by destination
January - September 2023 YTD



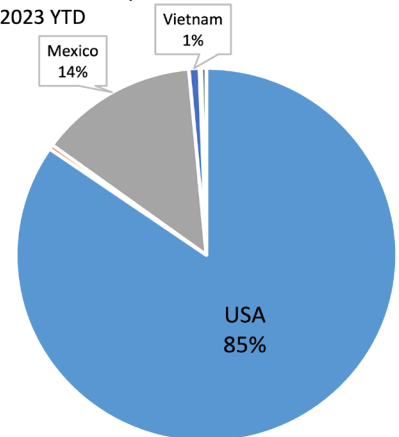
Source: Statistics Canada

Flank and Plate Exports in volume by destination
January - September 2023 YTD



Source: Statistics Canada

Hip and Round Exports in volume by destination
January - September 2023 YTD



Source: Statistics Canada

