



## REPORT OF MAY 2024 YTD TRADE

### CANADIAN BEEF TRADE REPORT OF MAY 2024

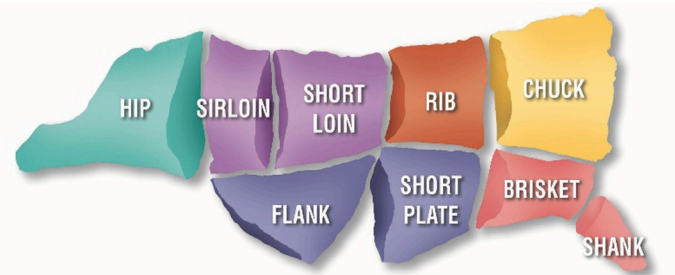
Canadian beef export volumes in May 2024 were up 1% from last year, and up 1% from the five-year average for May.

From January to May 2024, beef exports were up 6% in volume and up 5% in value from last year.

Year-to-date export volumes increased to the USA (+9%), Japan (+12%), Taiwan (+19%), and MENA (+89%), but declined to Hong Kong and Macau (-41%), Mexico (-2%), Southeast Asia (-17%), South Korea (-17%), and the EU (-41%). There were no exports to China or the U.K.

Federally inspected slaughter in May 2024 was up 16% from May of last year at 263,320 head, and up 15% from April 2024.

- Ribs at 19,485 tonnes, 9% of total, up 4% Y/Y
- Flank & Plate at 11,984 tonnes, 6% of total, down 6% Y/Y
- Brisket at 12,838 tonnes, 6% of total, up 26% Y/Y.
- Hip & Round at 11,972 tonnes, 6% of total, up 4% Y/Y.



Source: Statistics Canada

The main primals exported to the USA are:

- Other beef cuts such as boneless trimmings at 57,286 tonnes, 35.8% of total volume, up 10.8% Y/Y
- Chuck at 32,081 tonnes, 20% of total volume, up 17.7% Y/Y
- Loin at 17,825 tonnes, 11.1% of total, up 2.2% Y/Y
- Ribs at 12,720 tonnes, 7.9% of total, up 14.4% Y/Y
- Hip & Round at 10,064 tonnes, 6% of total, up 6% Y/Y
- Offal at 10,051 tonnes, 6.3% of total, up 14.3% Y/Y
- Brisket at 9,507 tonnes, 5.9% of total, up 20.7% Y/Y
- Flank & Plate at 7,434 tonnes, 4.6% of total, down 14.3% Y/Y

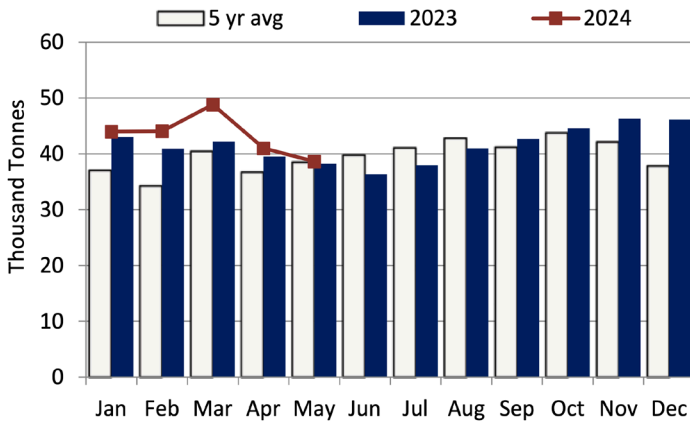
The USA is the top export destination for Canadian beef accounting for 74% of total export volume and 77% of the export value.

The main primals exported to Japan are:

- Offal products at 10,272 tonnes, 45.1% of total volume, up 122% Y/Y
- Chuck at 3,187 tonnes, 14.0% of total volume, down 20.1% Y/Y
- Brisket at 3,140 tonnes, 13.8% of total, up 127.6% Y/Y
- Flank & Plate at 2,784 tonnes, 12.2% of total, up 13.5% Y/Y
- Ribs at 1,720 tonnes, 7.6% of total, up 6.1% Y/Y

Japan is Canada's top export market for offal products and the second largest market for brisket, flank and plate, following the USA.

### Canadian Monthly Beef and Veal Exports



Source: Statistics Canada

Source: Statistics Canada

### Exports of Beef Primals

The main primals exported from Canada to the top ten countries from January to May 2024 in volume are:

- Other beef cuts such as boneless trimmings, at 59,453 tonnes, 28% of total volume, up 11% Y/Y
- Chuck at 43,485 tonnes, 21% of total, up 6% Y/Y
- Offal at 29,565 tonnes, 14% of total, up 5% Y/Y
- Loin at 19,345 tonnes, 9% of total, with minimal change versus last year (+0.6% Y/Y)

# CANADIAN BEEF TRADE



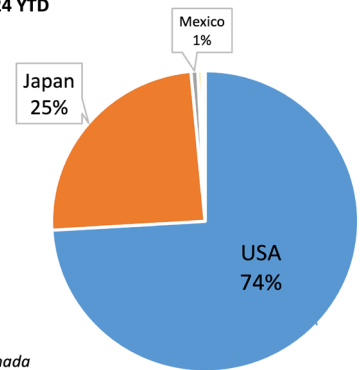
The main primals exported to Mexico are:

- Offal at 4,665 tonnes, 33.4% of total volume, up 13.3% Y/Y
- Chuck at 4,361 tonnes, 31.2% of total volume, down 16.1% Y/Y
- Other beef cuts at 1,347 tonnes, 9.7% of total, up 59.9% Y/Y.
- Hip & Round at 1,592 tonnes, 11.4% of total, down 5.2%
- Ribs at 1,007 tonnes, 7.2% of total, down 20.6% Y/Y

Mexico has been the second-largest market for chuck, loin and hip & round.

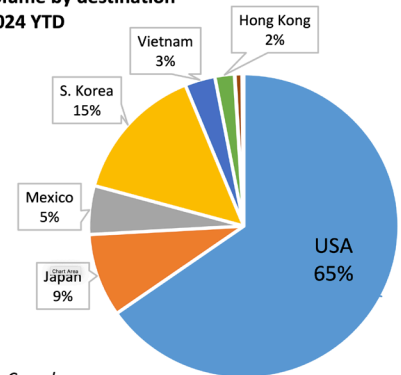
The top markets for each primal are shown in the following pie charts:

**Brisket Exports in volume by destination**  
January - May 2024 YTD



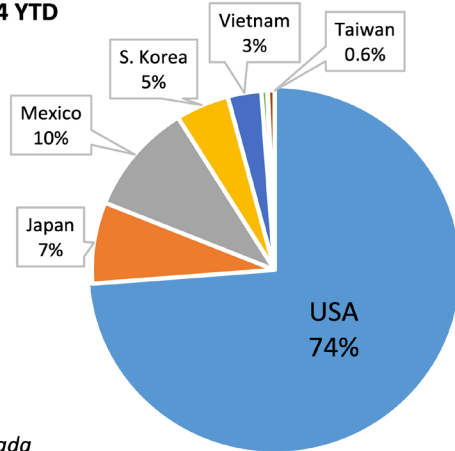
Source: Statistics Canada

**Rib Exports in volume by destination**  
January - May 2024 YTD



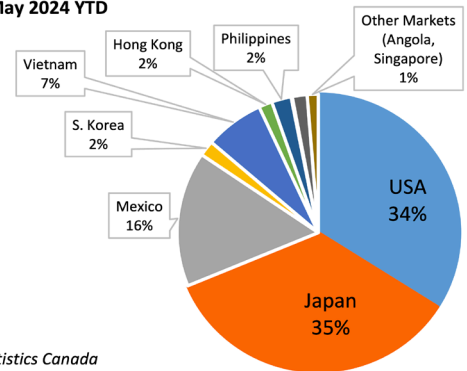
Source: Statistics Canada

**Chuck Exports in volume by destination**  
January - May 2024 YTD



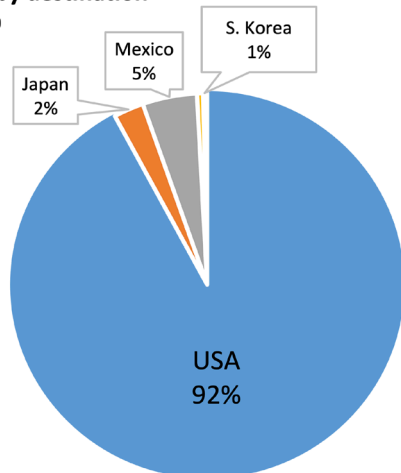
Source: Statistics Canada

**Offal Exports in volume by destination**  
January - May 2024 YTD



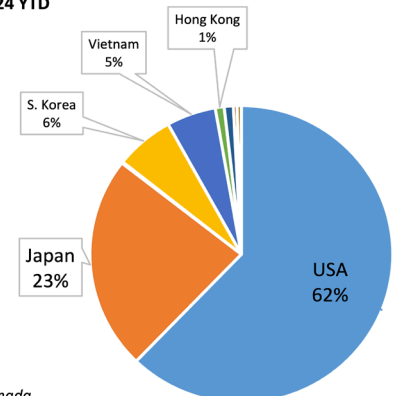
Source: Statistics Canada

**Loin Exports in volume by destination**  
January - May 2024 YTD



Source: Statistics Canada

**F flank and Plate Exports in volume by destination**  
January - May 2024 YTD



Source: Statistics Canada

