



CANADIAN BEEF TRADE REPORT FOR JULY 2024 YTD TRADE

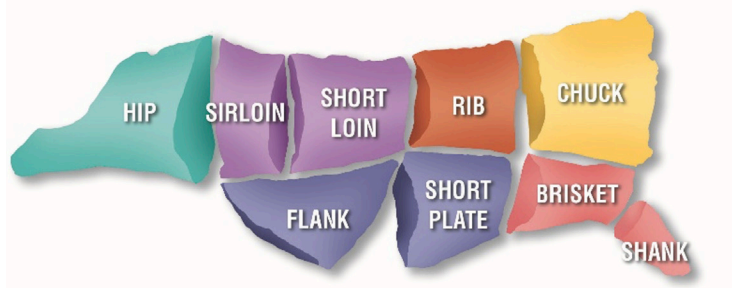
Canadian beef export volumes in July were down 7% from last year, and down 14% from the five-year average for July.

From January to July 2024, beef exports increased 3% in volume at 278,229 tonnes versus 293,378 tonnes last year; and increased 1% in value at \$2.72 billion versus \$2.68 billion for the same period of 2023.

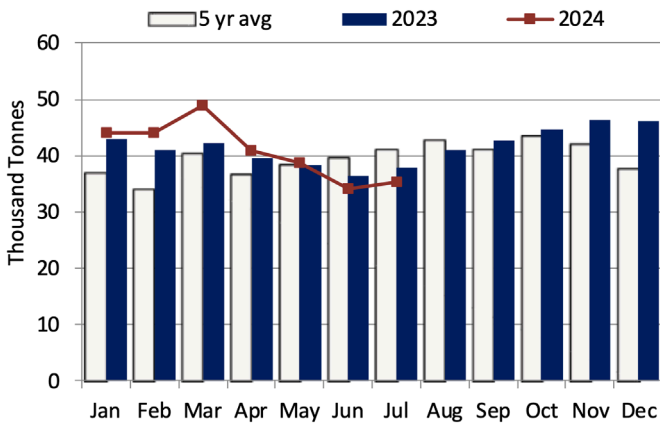
Year-to-date export volumes increased to the U.S. (+4%), Japan (+6%), South Korea (+1%), Taiwan (+24%), and MENA (+88%), but declined to Hong Kong and Macau (-38%), Mexico (-5%), South East Asia (excluding Taiwan) (-8%), and the European Union (EU) (-53%). There were no beef exports to the U.K. or China.

Federally inspected slaughter in July 2024 was up 18% from July of last year at 282,926 head, and up 43% from June 2024.

- Offal at 38,603 tonnes, 14% of total, up 7% Y/Y
- Ribs at 26,485 tonnes, 9% of total, up 4% Y/Y
- Loin at 25,202 tonnes, 9% of total, up 28% Y/Y
- Brisket at 16,345 tonnes, 6% of total, down 11% Y/Y
- Flank & Plate at 16,015 tonnes, 6% of total, down 3% Y/Y
- Hip & Round at 15,459 tonnes, 6%, up 10% Y/Y.



Canadian Monthly Beef and Veal Exports



Source: Statistics Canada

Exports of Beef Primals

The main primals exported from Canada to the top ten countries from January to July in volume are:

- Other beef cuts such as boneless trimmings, at 78,915 tonnes, 28% of total volume, up 7% Y/Y
- Chuck at 57,547 tonnes, 21% of total, up 1% Y/Y

The main primals exported to the **U.S.** are:

- Other beef cuts such as boneless trimmings at 75,676 tonnes, 36% of total volume, up 3% Y/Y
- Chuck at 42,936 tonnes, 20% of total volume, up 11% Y/Y
- Loin at 23,351 tonnes, 11% of total, up 1% Y/Y
- Ribs at 16,994 tonnes, 8% of total, up 14% Y/Y
- Offal at 13,279 tonnes, 6% of total, up 14% Y/Y
- Hip/Round at 13,061 tonnes, 6% of total, down 1% Y/Y
- Brisket at 11,746 tonnes, 6% of total, up 10% Y/Y
- Flank & Plate at 9,806 tonnes, 5% of total, down 18% Y/Y

The **U.S.** is the top export destination for Canadian beef accounting for 74% of total export volume and 77% of the export value.

The main primals exported to **Japan** in volume are:

- Offal products at 12,942 tonnes, 45% of total volume, up 10% Y/Y
- Brisket at 4,240 tonnes, 15% of total, up 129% Y/Y
- Chuck at 3,500 tonnes, 12% of total volume, down 41% Y/Y
- Flank & Plate at 3,281 tonnes, 11% of total, down 12% Y/Y
- Ribs at 2,575 tonnes, 9% of total, up 34% Y/Y

Japan is Canada's second largest market for brisket, flank and plate, and offal products following the U.S.

CANADIAN BEEF TRADE



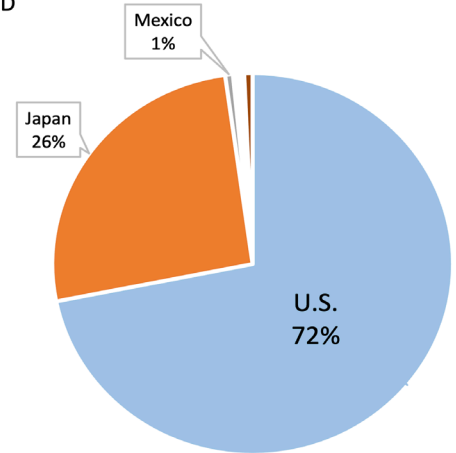
The main primals exported to Mexico in volume are:

- Offal at 6,213 tonnes, 34% of total, up 15% Y/Y
- Chuck at 5,819 tonnes, 32% of total volume, down 21% Y/Y
- Hip/Round at 1,955 tonnes, 11% of total, down 17%
- Ribs at 1,143 tonnes, 6% of total, down 27% Y/Y
- Other beef cuts such as boneless trimmings at 2,002 tonnes, 11% of total, up 81% Y/Y.

Mexico has been the second-largest market for chuck, hip & round, loin, and other beef cuts following the U.S.

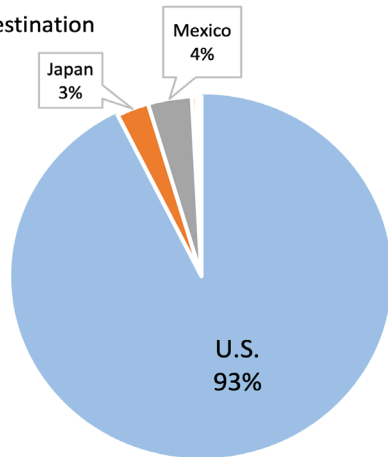
The top markets for each primal exported are shown in the following pie charts:

Brisket Exports in volume by destination
January - July 2024 YTD



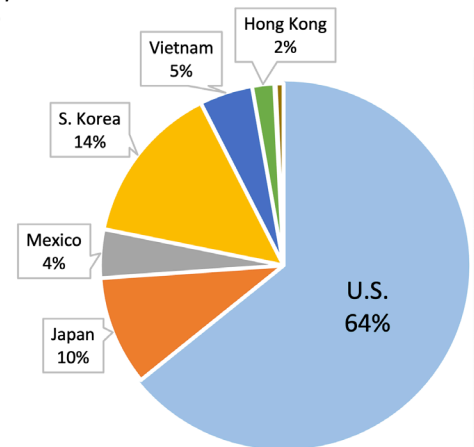
Source: Statistics Canada

Loin Exports in volume by destination
January - July 2024 YTD



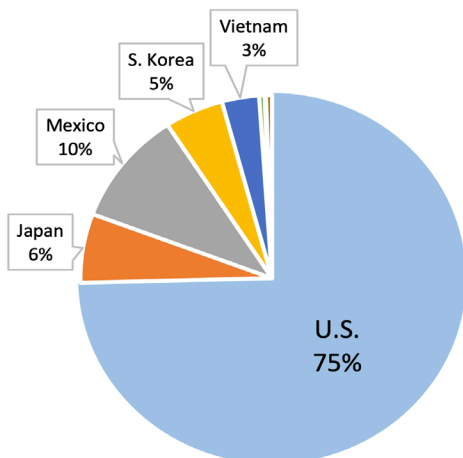
Source: Statistics Canada

Rib Exports in volume by destination
January - July 2024 YTD



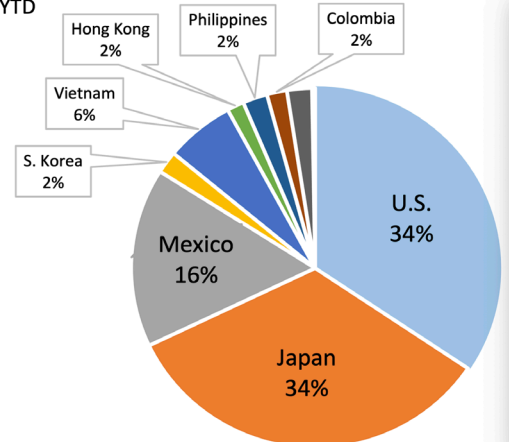
Source: Statistics Canada

Chuck Exports in volume by destination
January - July 2024 YTD



Source: Statistics Canada

Offal Exports in volume by destination
January - July 2024 YTD

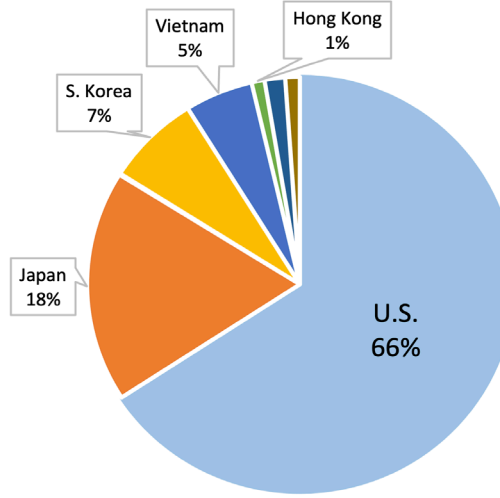


Source: Statistics Canada

CANADIAN BEEF TRADE

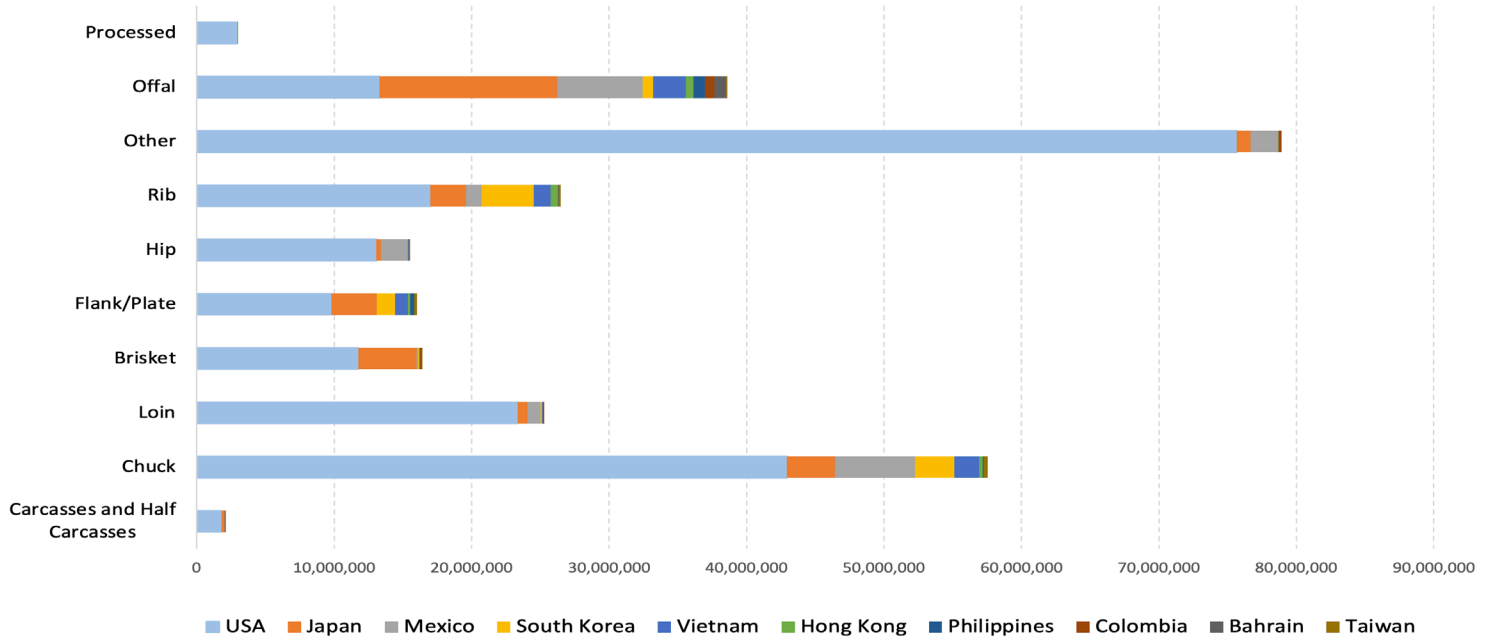


F flank and Plate Exports in volume by destination
January - July 2024 YTD



Source: Statistics Canada

Exported Volumes (kg) of Canadian Beef to Top 10 markets
for the period January-July 2024 YTD



Source: Statistics Canada