



REPORT FOR FEBRUARY 2025 YTD TRADE

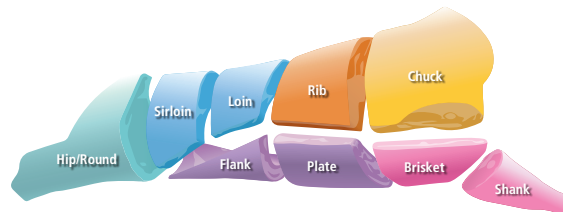
Canadian Beef Exports in February 2025

In February 2025, Canadian beef export volumes were down 18% from last year and down 1% from the five-year average for February.

From January to February 2025 beef exports were down 9% in volume but up 1% in value from last year.

Year-to-date export volumes increased to Taiwan (+21%), South Korea (+15%) and Hong Kong and Macau (+2%), and declined to the U.S. (-10%), Japan (-12%), Mexico (-5%), Southeast Asia excluding Taiwan (-28%), the EU (-39%), and MENA (-53%). There were no exports to China or the U.K.

February 2024 federally inspected slaughter was down 11% from February 2024 at 212,647 head.



The **U.S.** is the primary export market, accounting for 74% of Canadian export volume and 78% of export value in the first two months of 2025. The main primals exported to the U.S. during this period were:

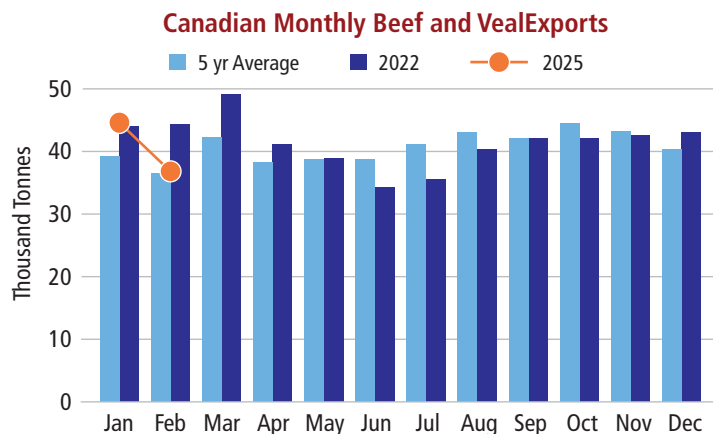
- Other beef cuts such as boneless trimmings: 20,211 tonnes, 34% of volume, down 13% Y/Y
- Chuck: 11,735 tonnes, 20% of volume, down 5% Y/Y
- Loin: 6,496 tonnes, 11% of volume, down 13% Y/Y
- Ribs: 5,689 tonnes, 10% of volume, up 17% Y/Y
- Offal: 4,076 tonnes, 7% of volume, down 6% Y/Y
- Hip & Round: 3,255 tonnes, 6% of volume, down 23% Y/Y
- Brisket: 3,176 tonnes, 5% of volume, down 28% Y/Y
- Flank & Plate: 2,527 tonnes, 4% of volume, down 21% Y/Y

Following the U.S., **Japan** is Canada's second largest export market, accounting for 10% of the export volume and 7% of value in the first two months of 2025. It is also the second-largest market for brisket, flank & plate, and offal products. The main primals exported to Japan in January to February 2025 were:

- Offal products: 3,508 tonnes, 46% of volume, down 11% Y/Y
- Brisket: 1,186 tonnes, 16% of volume, up 3% Y/Y
- Flank & Plate: 962 tonnes, 13% of volume, down 7% Y/Y
- Ribs: 659 tonnes, 9% of volume, up 29% Y/Y

Mexico was the third largest export market for Canadian beef, accounting for 8% of the export volume and 7% of value in the first two months of 2025. It was also the second-largest market for chuck, loin, and hip & round. The main primals exported to Mexico in January to February 2025 were:

- Chuck: 2,062 tonnes, 34% of volume, up 6% Y/Y
- Offal: 1,939 tonnes, 32% of volume, down 1% Y/Y
- Hip & Round: 676 tonnes, 11% of volume, down 18% Y/Y
- Ribs: 467 tonnes, 8% of volume, down 37% Y/Y
- Loin: 453 tonnes, 7% of total, up 12% Y/Y



Source: Statistics Canada

Exports of Beef Primals

The main primals exported from Canada in January to February 2025 are:

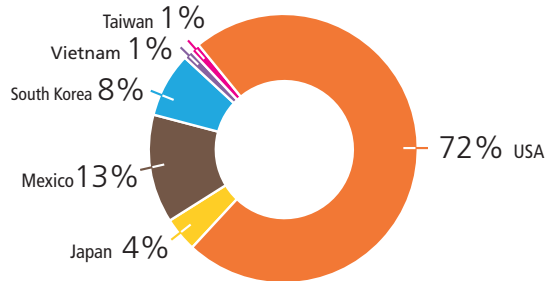
- Other fresh or chilled and frozen beef cuts such as boneless trimmings: 20,739 tonnes, 26% of total volume, down 13% Y/Y
- Chuck: 16,096 tonnes, 20% of total, down 6% Y/Y
- Offal: 11,097 tonnes, 14% of total, down 9% Y/Y
- Ribs: 8,526 tonnes, 11% of total, up 12% Y/Y
- Loin: 7,213 tonnes, 9% of total, down 11% Y/Y
- Brisket: 4,446 tonnes, 6% of total, down 22% Y/Y
- Flank & Plate: 4,255 tonnes, 5% of total, down 15% Y/Y
- Hip: 4,138 tonnes, 5% of total, down 21% Y/Y

CANADIAN BEEF EXPORTS

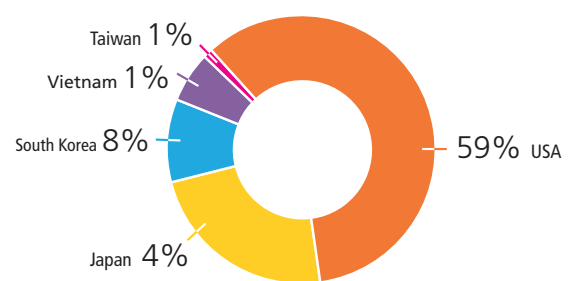


The top markets for the primals are presented below:

Canadian Beef Chuck Export by Destination
Exported Volumes / February 2025 YTD



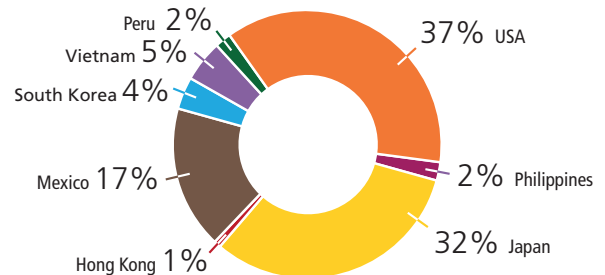
Canadian Beef Flank/Plate Export by Destination
Exported Volumes / February 2025 YTD



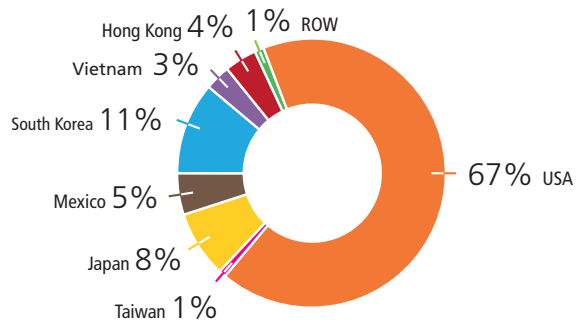
Canadian Beef Loin Export by Destination
Exported Volumes / February 2025 YTD



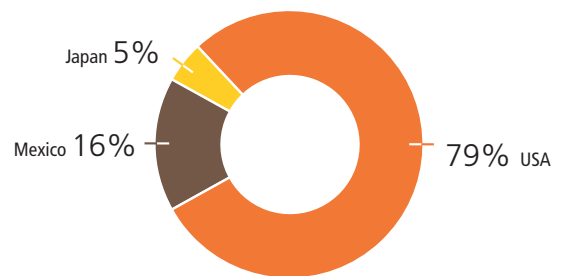
Canadian Beef Offal Export by Destination
Exported Volumes / February 2025 YTD



Canadian Beef Rib Export by Destination
Exported Volumes / February 2025 YTD



Canadian Beef Hip/Round Export by Destination
Exported Volumes / February 2025 YTD



Exported Volumes (kg) of Canadian Beef to Top 10 countries
for the period January - February 2025

