



REPORT FOR MAY 2025 YTD TRADE

Beef Exports in May 2025

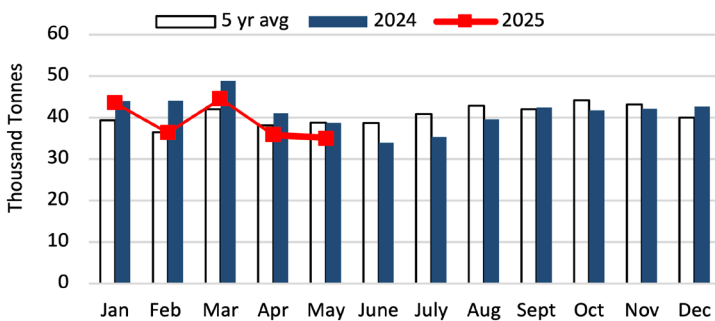
In May 2025, Canadian beef export volumes were down 9% from May 2024 and down 9% from the five-year average for May.

From January to May 2025, beef exports were down 10% in volume but up 1% in value from last year.

Year-to-date, export volumes increased to Mexico (+1%), South Korea (+4%), and Taiwan (+58%) and decreased to the U.S. (-10%), Japan (-20%), Hong Kong and Macau (-7%), Southeast Asia excluding Taiwan (-6%), the EU (-1%), and MENA (-53%). There were no exports to China or the U.K.

Federally inspected slaughter in May 2025 was down 23% from May of last year at 202,034 head, and down 22% from April 2025.

Canadian Monthly Beef and Veal Exports

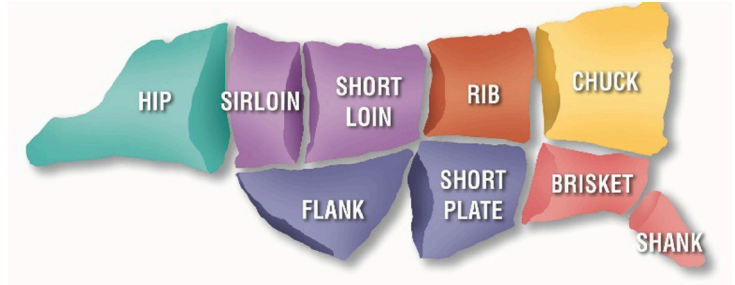


Source: Statistics Canada

Exports of Beef Primals

The main primals exported from Canada to the top ten countries from January to May 2025 in volume are:

- Other beef cuts such as boneless trimmings, at 52,633 tonnes, 28% of total volume, down 12% Y/Y.
- Chuck at 39,026 tonnes, 20% of total, down 10% Y/Y.
- Offal at 25,317 tonnes, 13% of total, down 14% Y/Y.
- Loin at 17,829 tonnes, 9% of total, down 8% Y/Y.
- Ribs at 19,998 tonnes, 10% of total, up 3% Y/Y.
- Flank & Plate at 12,218 tonnes, 6% of total, up 2% Y/Y.
- Brisket at 10,341 tonnes, 5% of total, down 20% Y/Y.
- Hip & Round at 9,592 tonnes, 5% of total, down 20% Y/Y.



The main primals exported to the **U.S.** are:

- Other beef cuts such as boneless trimmings at 51,220 tonnes, 35% of volume, down 11% Y/Y.
- Chuck at 29,406 tonnes, 20% of volume, down 8% Y/Y.
- Loin at 16,050 tonnes, 11.1% of volume, down 10% Y/Y.
- Ribs at 13,078 tonnes, 9% of volume, up 3% Y/Y.
- Hip & Round at 7,773 tonnes, 5% of volume, down 23% Y/Y.
- Offal at 8,745 tonnes, 6% of volume, down 13% Y/Y.
- Brisket at 7,268 tonnes, 5% of volume, down 24% Y/Y.
- Flank & Plate at 6,787 tonnes, 5% of volume, down 9% Y/Y.

The **U.S.** is the top export destination for Canadian beef accounting for 74% of total export volume and 77% of the export value.

The main primals exported to **Japan** are:

- Offal products at 8,466 tonnes, 46% of volume, down 18% Y/Y.
- Brisket at 2,782 tonnes, 15% of volume, down 11% Y/Y.
- Flank & Plate at 2,755 tonnes, 15% of volume, down 1% Y/Y.
- Chuck at 1,446 tonnes, 8% of volume, down 55% Y/Y.
- Ribs at 1,188 tonnes, 6% of volume, down 31% Y/Y.

Following the U.S., **Japan** is Canada's second largest market for off-fal products, brisket, flank and plate,

The main primals exported to **Mexico** are:

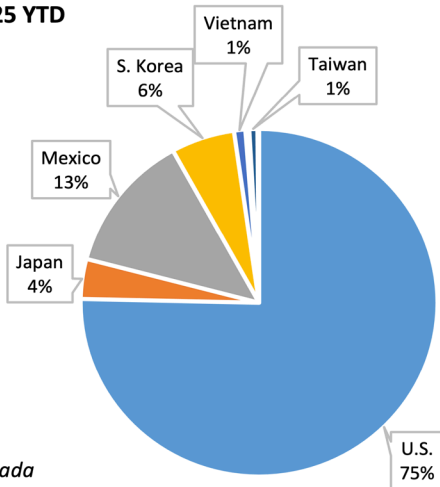
- Chuck at 5,043 tonnes, 36% of volume, up 16% Y/Y.
- Offal at 4,165 tonnes, 30% of volume, down 11% Y/Y.
- Ribs at 1,571 tonnes, 11% of volume, up 56% Y/Y.
- Hip & Round at 1,207 tonnes, 9% of volume, down 24% Y/Y.
- Other beef cuts at 1,029 tonnes, 7% of volume, down 24% Y/Y.

Mexico has been the second-largest market for chuck, ribs, loins, hip & round.

CANADIAN BEEF TRADE

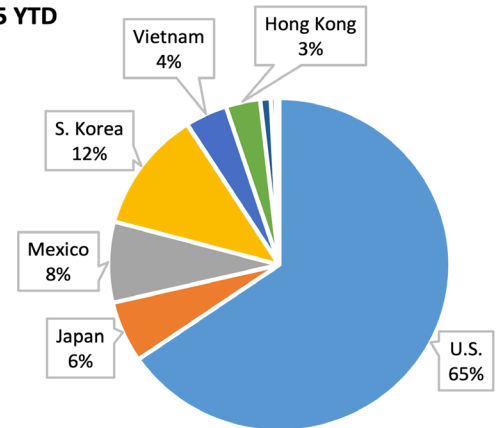
The top markets for each primal are shown in the following pie charts:

Chuck Exports in volume by destination
January - May 2025 YTD



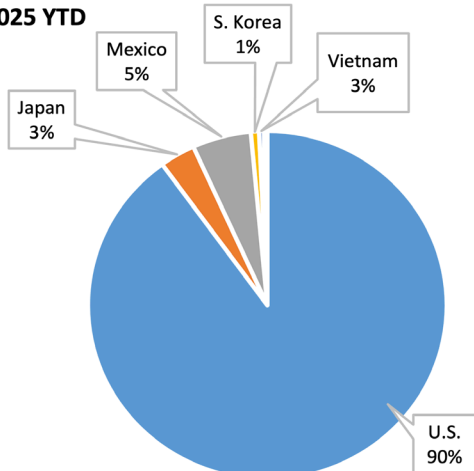
Source: Statistics Canada

Rib Exports in volume by destination
January - May 2025 YTD



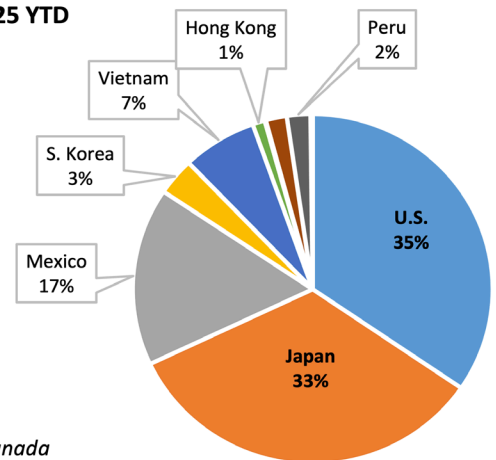
Source: Statistics Canada

Loin Exports in volume by destination
January - May 2025 YTD



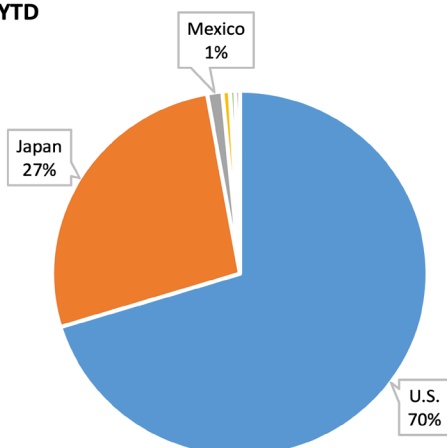
Source: Statistics Canada

Offal Exports in volume by destination
January - May 2025 YTD



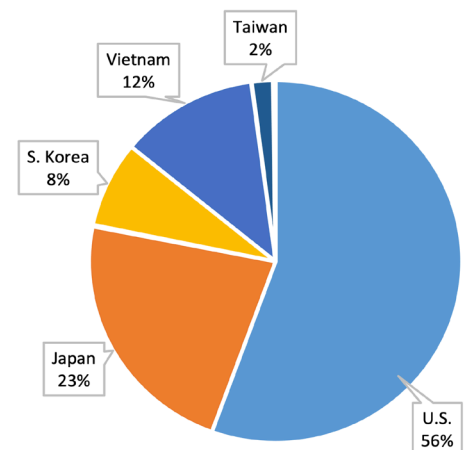
Source: Statistics Canada

Brisket Exports in volume by destination
January - May 2025 YTD



Source: Statistics Canada

Flank and Plate Exports in volume by destination
January - May 2025 YTD



Source: Statistics Canada

**Exported Volumes (tonne) of Canadian Beef to 10 Top markets
for the period January - May 2025 YTD**

