

CANADIAN BEEF TRADE



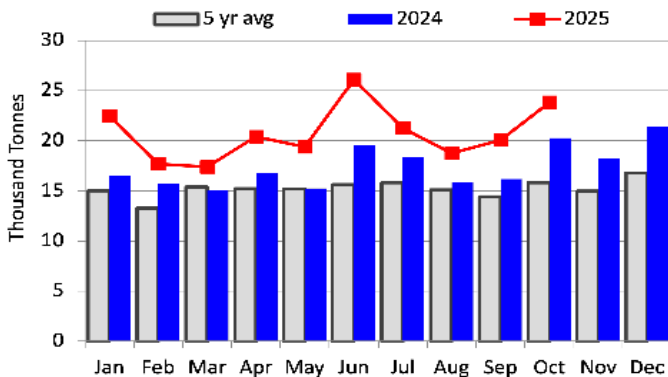
CANADIAN BEEF TRADE REPORT FOR OCTOBER 2025 YTD

Beef Imports in October 2025

From January to October 2025, beef imports were up 22% in volume and up 29% value from last year. In October 2025, beef import volumes were up 18% from October 2024 and up 50% from the five-year average for October.

Year-to-date import volumes declined from the U.S. (-4%) and Uruguay (-26%) and increased from the EU (+1%), the U.K. (+9%), New Zealand (+38%), Australia (+78%), Mexico (+7%), Brazil (+4%), and Argentina (+131%). Federal Inspected slaughter in October 2025 was up 24.5% from September 2025, and down 7% from October 2024.

Canadian Monthly Beef and Veal Imports



Source: Statistics Canada

Source: Statistics Canada

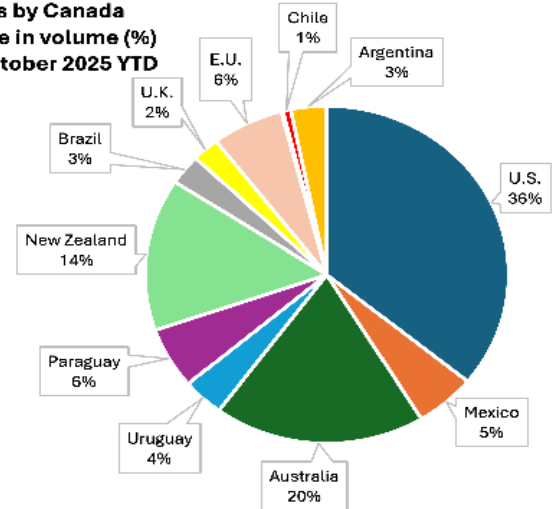
Imports from key international suppliers

The market share of North American suppliers participating in the Canada-U.S. Mexico Agreement (CUSMA) declined in 2025.

The volume of imports of U.S.' beef YTD October was down 4%, decreasing from 77,556 tonnes in 2024 to 71,105 in 2025. The value of imports was up 1%, from \$1.02 billion in 2024 to \$1.03 billion in 2025. The average price per kilogram increased 6% from \$13.19/kg to \$13.95/kg.

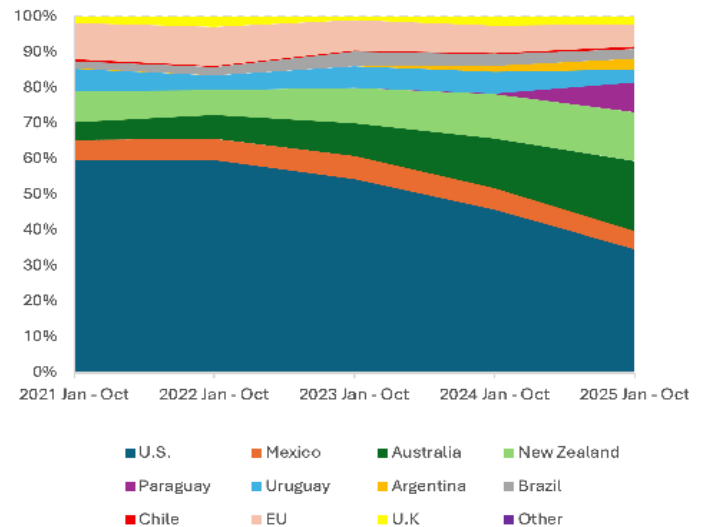
The volume of Mexican beef imports was up 6.7%, from 10,160 tonnes in 2024 to 10,840 tonnes in 2025. The value of imports was up 18%, from \$138 million in 2024, to \$163 million in 2025. The average price per kilogram increased 10% from \$13.59/kg to \$15.00/kg.

Beef Imports by Canada
Market share in volume (%)
January - October 2025 YTD



Source: Statistics Canada AAFC

Market Share of Beef Imports into Canada
period: January - October 2021 - 2025
Volumen Market Share (%)



Source: Statistics Canada AAFC

Beef Imports from key regions for the Period January- October 2024 / 2025

1. Oceania

The volume of imports from **Australia** was up 78% from 23,610 tonnes in 2024 to 41,933 tonnes in 2025; and up 106% in value from \$215 million in 2024 to \$442 million in 2025. The average price per kilogram was up 16% from \$9.10/kg to \$10.55/kg. The market share in volume of beef imports from Australia increased from 14% in 2024 to 20% in 2025.

The volume of imports from **New Zealand** was up 38%, from 21,263 tonnes in 2024 to 29,631 tonnes in 2025; and up 68% in value from \$169 million in 2024 to \$283 million in 2025. The average price per kilogram was up 21% from \$7.94/kg to \$9.63/kg. The market share of beef imports from New Zealand increased from 13% in 2024 to 14% in 2025.

2. South America

The volume of imports from **Brazil** was up 3.8% from 5,609 tonnes in 2024 to 5,820 tonnes in 2025; and up 17% in value from \$37 million in 2024 to \$43 million in 2025. The average price was up 13% from \$6.62/kg to \$7.45/kg. The market share of Brazilian beef remained the steady at 3%.

The volume of imports from **Uruguay** was down 26% from 10,093 tonnes in 2024 to 7,439 tonnes in 2025; and down 5% in value from \$64 million in 2024 to \$61 million in 2025. The average price was up 30% from \$6.35/kg to \$8.21/kg. The market share of Uruguayan was down from 6% in 2024 to 4% in 2025.

The volume of imports from **Argentina** was up 131% from 2,849 tonnes in 2024 to 6,577 tonnes in 2025; and up 166% in value from \$19 million in 2024 to \$50 million in 2025. The average price was up 15% from \$6.59/kg to \$7.59/kg. The market share of Argentinian beef was up from 2% in 2024 to 3% in 2025.

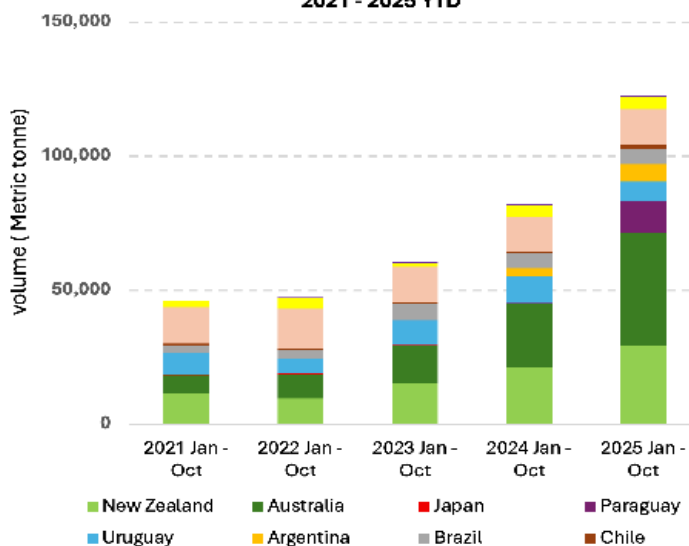
The volume of imports from **Paraguay** was up 5,597% from 202 tonnes in 2024 to 11,500 tonnes in 2025; and up 6,695% in value from \$ 1 million in 2024 to \$89 million in 2025. The average price was up 19% from \$6.51/kg to \$7.76/kg. The market share of Paraguayan beef was up from less than 1% in 2024 to 6% in 2025.

3. Europe

The volume of imports from the **EU** remained steady from 13,121 tonnes in 2024 to 13,209 tonnes in 2025; and up 6% in value from \$95 million in 2024 to \$100 million in 2025. The average price was up 5% from \$7.23/kg to \$7.61/kg. The market share of beef from the EU went down from 7% to 6%.

The volume of imports from the **U.K.** was up 9% from 4,309 tonnes in 2024 to 4,708 tonnes in 2025; and up 8% in value from \$35 million in 2024 to \$38 million in 2025. The average price was down 1% from \$8.21/kg to \$8.12/kg. The market share of beef imports from the U.K. remained steady at 2%.

Non-CUSMA Beef Imports by country
Beef imports for the period: January - October
2021 - 2025 YTD



Source: Statistics Canada AAFC