



CANADIAN BEEF TRADE REPORT FOR APRIL 2026 YTD

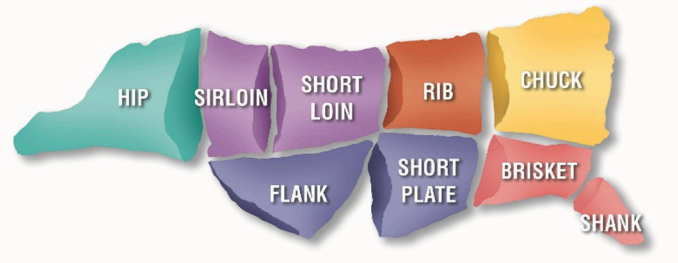
REPORT FOR APRIL 2026 YTD TRADE

In April 2026, Canadian beef export volumes were up 19% from April 2025, and up 6% from the five-year average for April.

From January to April beef exports were up 2% in volume and up 9% in value from last year.

Year-to-date export volumes increased to Hong Kong and Macau (+53%), Mexico (+28%), Southeast Asia excluding Taiwan (+67%), and EU (+32%); but decreased to the U.S. (-2%), Japan (-23%), South Korea (-55%), Taiwan (-29%), and MENA (-20%). Exports to China totaled 4,442 tonnes. There were no exports to the U.K.

Federally inspected slaughter in April 2026 was up 1% from April of last year at 261,000 head, and up 19% from March 2026.



Source: Statistics Canada

The main primal cuts exported to the **U.S.** are:

- Other beef cuts such as boneless trimmings at 37,139 tonnes, 32% of volume, down 11% Y/Y.
- Chuck at 25,697 tonnes, 22% of volume, up 6% Y/Y.
- Loin at 14,467 tonnes, 12% of volume, up 8% Y/Y.
- Ribs at 9,282 tonnes, 8% of volume, down 14% Y/Y.
- Hip & Round at 7,928 tonnes, 7% of volume, up 24% Y/Y.
- Brisket at 7,072 tonnes, 6% of volume, up 17% Y/Y.
- Offal at 6,937 tonnes, 6% of volume, down 4% Y/Y.
- Flank & Plate at 4,365 tonnes, 4% of volume, down 22% Y/Y.

The **U.S.** is the top export destination for Canadian beef accounting for 72% of total export volume and 75% of the export value.

The main primal cuts exported to **Mexico** are:

- Offal at 5,056 tonnes, 33% of volume, up 47% Y/Y.
- Chuck at 3,644 tonnes, 24% of volume, down 17% Y/Y.
- Ribs at 2,184 tonnes, 14% of volume, up 67% Y/Y.
- Loin at 1,364 tonnes, 9% of volume, up 68% Y/Y.
- Hip & Round at 1,348 tonnes, 9% of volume, up 36% Y/Y.
- Other beef cuts at 1,312 tonnes, 9% of volume, up 71% Y/Y.

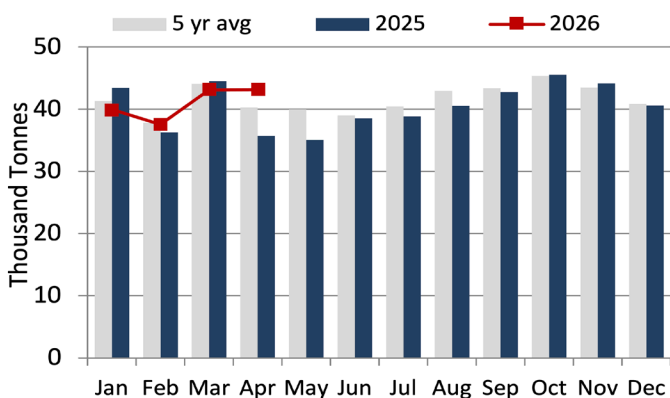
Mexico is the second-largest market for chuck, loin, hip & round, Offal and Other beef cuts.

The main primal cuts exported to **Japan** are:

- Offal products at 3,467 tonnes, 30% of volume, down 50% Y/Y.
- Flank & Plate at 2,825 tonnes, 25% of volume, up 33% Y/Y.
- Ribs at 2,267 tonnes, 20% of volume, up 123% Y/Y.
- Chuck at 1,025 tonnes, 9% of volume, the same as the previous year.

Following the **U.S.**, **Japan** is Canada's second largest market for brisket and ribs.

Canadian Monthly Beef and Veal Exports



Source: Statistics Canada

Exports of Beef Primals

The main primal cuts exported from **Canada** to the top ten countries from January to April 2026 in volume are:

- Other beef cuts such as boneless trimmings, at 39,237 tonnes, 25% of total volume, down 8% Y/Y.
- Chuck at 32,986 tonnes, 21% of total, up 2% Y/Y.
- Ribs at 18,625 tonnes, 12% of total, up 13% Y/Y.
- Offal at 18,303 tonnes, 11% of total, down 12% Y/Y.
- Loin at 16,654 tonnes, 10% of total, up 12% Y/Y.
- Flank & Plate at 13,066 tonnes, 8% of total, up 32% Y/Y.
- Hip & Round at 9,360 tonnes, 6% of total, up 20% Y/Y.
- Brisket at 7,975 tonnes, 5% of total, down 9% Y/Y.

CANADIAN BEEF TRADE

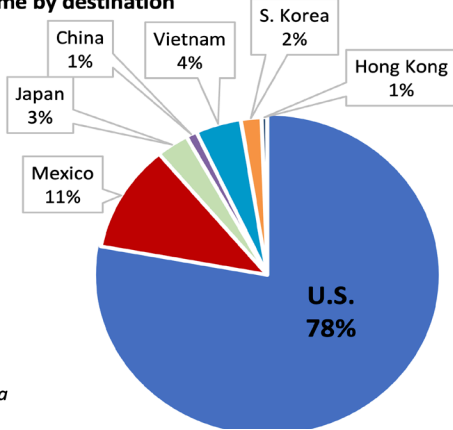


The approval of beef exports to **China** is a positive development for the Canadian beef sector.

China is the fourth largest market in value for Canadian beef, following the U.S., Mexico and Japan; and it is the second largest market for Canadian Flank & plate.

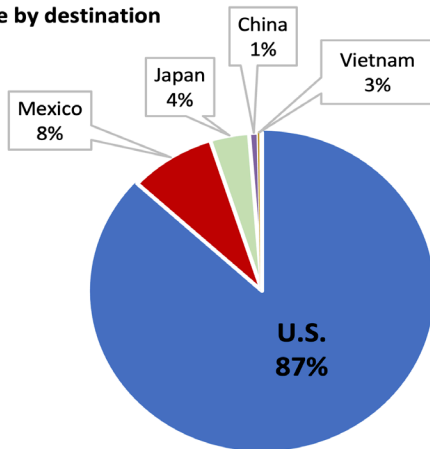
The top markets for each primal are shown in the following pie charts:

**Chuck Exports in volume by destination
January - April 2026**



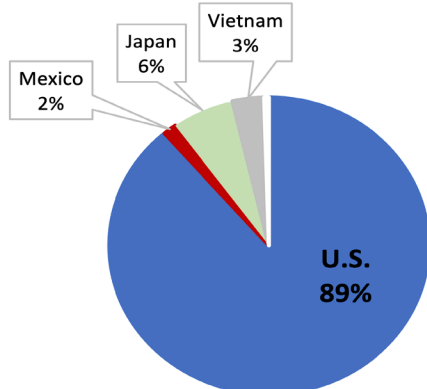
Source: Statistics Canada

**Loin Exports in volume by destination
January - April 2026**



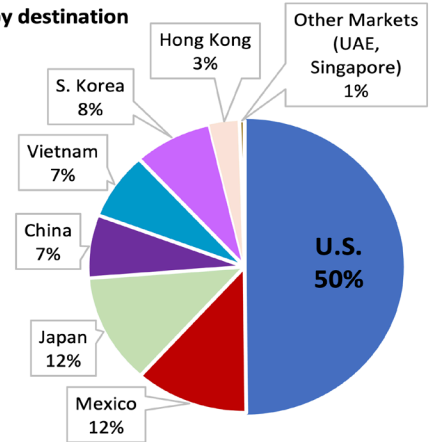
Source: Statistics Canada

**Brisket Exports in volume by destination
January - April 2026**



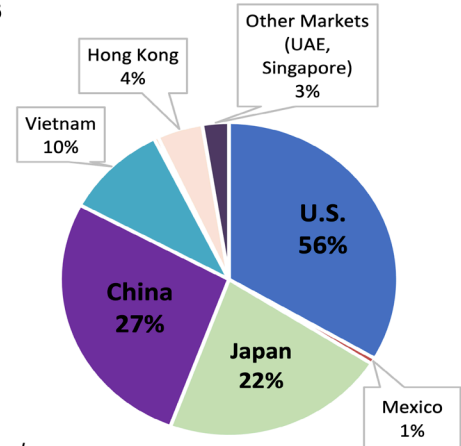
Source: Statistics Canada

**Rib Exports in volume by destination
January - April 2026**



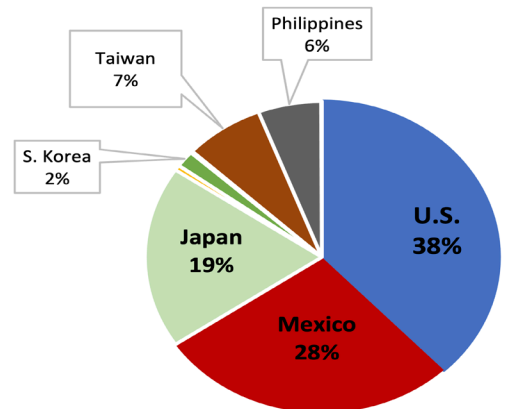
Source: Statistics Canada

**Flank and Plate Exports in volume by destination
January - April 2026**



Source: Statistics Canada

**Offal Exports in volume by destination
January - April 2026**



Source: Statistics Canada

